

FEEDBACK ANALYSIS REPORT OF STUDENTS

ACADEMIC YEAR 2022-2023

Introduction: Students' Feedback is an essential element of the learning process. The college collects the feedback on various aspects from the students using structured questionnaire. The feedback collected from the students has been analysed and action taken to strengthen the quality of teaching learning environment and to look for opportunities to improve overall performances including teacher in classroom engagement with students to bring excellence in teaching and learning. This questionnaire is intended to collect information relating to your satisfaction towards facilities and services provided for creating healthy atmosphere for teaching and learning.

The college has formed student's feedback committee to collect and analysed feedback from the students. The committee members as follows:

1. Dr. Fernandes T.D
2. Dr. Survase D. A
3. Mr. Ram Palkar
4. Mr. Vishut Ghare
5. Mrs. Sushma Buva

Objectives:

The primary objective of the "Students Feedback" is to improve the teaching learning atmosphere of the college. Through this the student's feedback committee will try to achieve the following objective:

1. To find out the shortfalls in term of infrastructure facilities provided to the students by institution.
2. To find out any shortcoming in the academic environment which includes – curriculum, teaching learning process, examination system, sports facility and laboratory etc.
3. To find out the various strengths of the institution as a whole from the point of view of the students.

4. To improve the positive aspects of the institution to push up institution to a new height.

Methodology:

Our college feedback committee created Google Form on college E-mail for getting feedback from the students. The committee shared the created link with all students through whatsapp groups of their classes. After receiving students' responses, the feedback committee downloaded the responses and analysed collected data. The committee shows the analyzed data on the chart and makes comprehensive presentation. After analysing the data, the committee sent it to the concerned department for further corrective action and improvement.

S.B.B. alias Appasaheb Jedhe Arts,Commerce & Science College, Pune- 02

Students Feedback System for college students have been developed which aims to rate and analyse the college faculty's performance.

This type of Students Feedback system reduces, the strenuous work of physically examining the feedback pages of each and every student.

The system also reduces the burden of efforts and burden of keeping and maintaining the records on a manual base, it requires a lot of space and safety to keep up such records.

* Indicates required question

1. Email *

2. Q.1 Name of Students (Start With Surname) *

3. Q.2. Select name of the Faculty *

Mark only one oval.

- ☐ B.A.
- ☐ B.Com.
- ☐ B.Sc.
- ☐ B.Sc. Comp. Sci.
- ☐ B.B.A.(C.A.)
- ☐ M.Com.
- ☐ M.Sc.(Micro.)

4. Q.3 Select Class Or Faculty *

Mark only one oval.

- ☐ First Year B.Com.
- ☐ Second Year B.Com.
- ☐ Third Year B.com.
- ☐ First Year B.A.
- ☐ Second Year B.A.
- ☐ Third Year B.A.
- ☐ First Year B.Sc.
- ☐ Second Year B.Sc.
- ☐ Third Year B.Sc.
- ☐ F.Y. B.Sc. Comp. Sci.
- ☐ S.Y. B.Sc. Comp. Sci.
- ☐ T.Y. B.Sc. Comp. Sci.
- ☐ F.Y. B.B.A.(C.A.)
- ☐ S.Y. B.B.A.(C.A.)
- ☐ T.Y. B.B.A.(C.A.)
- ☐ M.Com - First Year
- ☐ M.Com - Second Year.
- ☐ M.Sc. First Year. M.Sc.
- ☐ Second Year.

5. Q.4 Mobile No *

Students Feedback

6. Q.1. Are you enjoying the Course of Choice base Credit System ? *

Mark only one oval.

- ☐ Yes
☐ No
☐ Can't Say

7. Q.2. Is the syllabus completed within time limit? *

Mark only one oval.

- ☐ Yes
☐ No
☐ Can't Say
☐ Unsatisfactory

8. Q.3. How much of the syllabus was covered in the class? *

Mark only one oval.

- ☐ 85% to 100%
☐ 70 % to 84 %
☐ 55 % to 69 %
☐ 30 % to 54 %
☐ Bekow 30%

9. Q. 4.How well were the teachers able to communicate? *

Mark only one oval.

- ☐ Thoroughly
☐ Satisfactorily
☐ Poorly
☐ Indifferently
☐ Won't teach at all

10. Q.5. Are you happy with teaching tools? *

Mark only one oval.

- ☐ Yes
☐ NO
☐ Can't Say
☐ Unsatisfactory

11. Q.6. Was your performance in a assignments discussed with you ? *

Mark only one oval.

- ☐ Every Time
☐ Usually
☐ Occasional ? sometimes
☐ Rerely
☐ Never

12. Q. 7. The institute take active interest in promoting internship, field visit opportunities for you? *

Mark only one oval.

☐ Regularly oftern

☐ somtimesNever

☐

☐

13. Q.8. Do you getting additional practical knowledge in addition to syllabus ? *

Mark only one oval.

☐ Yes

☐ No

☐ Can't Say

☐ Unsatisfactory

14. Q.9. Does classroom teaching activities prepare yourself to update your knowledge? *

Mark only one oval.

☐ Yes

☐ No

☐ Can't Say

☐ Unsatisfactory

15. Q.10. Your mentor does a necessary follow- up with an assigned task to you *

Mark only one oval.

- ☐ Every time
☐ Usually
☐ Sometime
☐ Never

16. Q.11.Teachers identify your strengths and encourage you with right level of challenges. *

Mark only one oval.

- ☐ Fully
☐ Reasonably
☐ Partially
☐ Never

17. Q.12. The overall quality of teaching- learning process in your in college is very good. *

Mark only one oval.

- ☐ Strongly agree
☐ Agree
Neutral
☐ Disagree
☐

18. Q.13. Are you getting required help from college administrative staff? *

Mark only one oval.

- ☐ Yes
☐ No
☐ Can't Say

19. Q.14 .Are you satisfied with the Sports facilities provided by the college? *

Mark only one oval.

- ☐ Yes
☐ No
☐ Can't Say

20. Q.15. Are you satisfied with the infrastructure facilities which is provided by College? *

Mark only one oval.

- ☐ Yes
☐ No
☐ Can't Say

21. Q.16. Does College library provide enough reading material as per your choice and requirement? *

Mark only one oval.

- ☐ Yes
☐ No
☐ Can't Say

22. Q. 17. Are you getting syllabus and old question papers from library ?

Mark only one oval.

☐ Yes

☐ No

23. Q. 18. Are you are getting more practical knowledge from Laboratory?

Mark only one oval.

☐ Yes

☐ No

☐ N.A

24. Q. 19. Are you getting enough help from college examination section ?

Mark only one oval.

☐ Yes

☐ No

25. Q. 20. Give Any three suggestions to improve the overall teaching - learning experience in your college.

This content is neither created nor endorsed by Google.

Google Forms

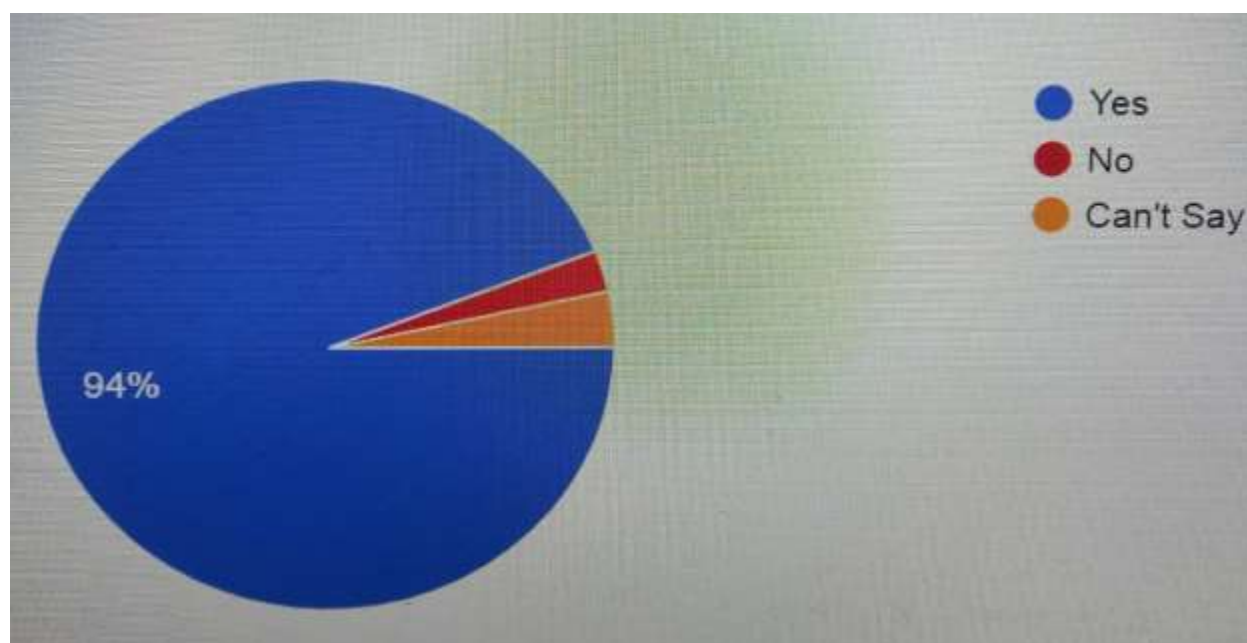
FEEDBACK ANALYSIS REPORT OF STUDENTS

ACADEMIC YEAR 2022-2023

Introduction: The Students 'Feedback on curriculum and teaching learning process at S.B.B.alias Appasaheb Jedhe Art's Commerce & Science College,Pune-02,is designed to get formative feedback from students that can be used towards the improvements in the quality of course design and delivery, as well as student learning experiences. The feedback has been generated through a comprehensive perspective including several parameters of the Teaching-Learning-Evaluation and the Overall Academic experience of the students.

Feedback committee created feedback form, we share created link among students through watt up group and collected again from the students. Feedback Committee then downloaded the collected form through college e-mail. All the feedback received, is used in analysis for making proper evaluation, with the help of chart and interpretation communicated to respective concerned department for further corrective action and an improvement.

1. Enjoying the Course of Choice base Credit System



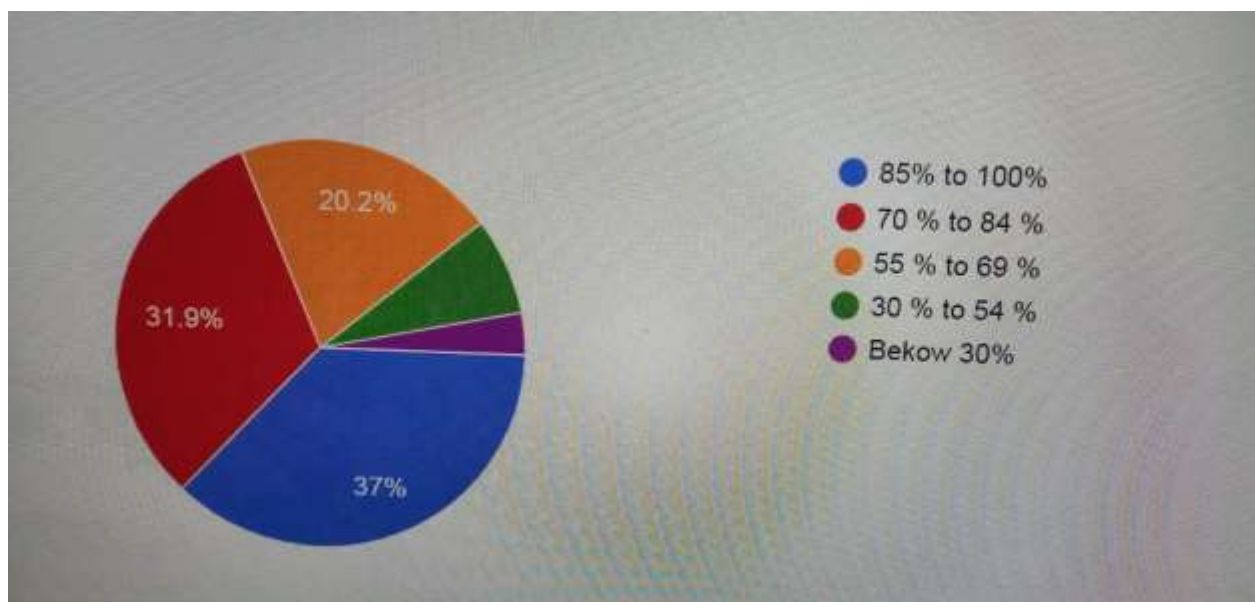
Above diagram indicates that 94% of the students reported that they are enjoying choice base credit system. And 4% of the students reported that can't say and only 2% students reported that they were not enjoying choice base credit system.

2. Syllabus completed within time



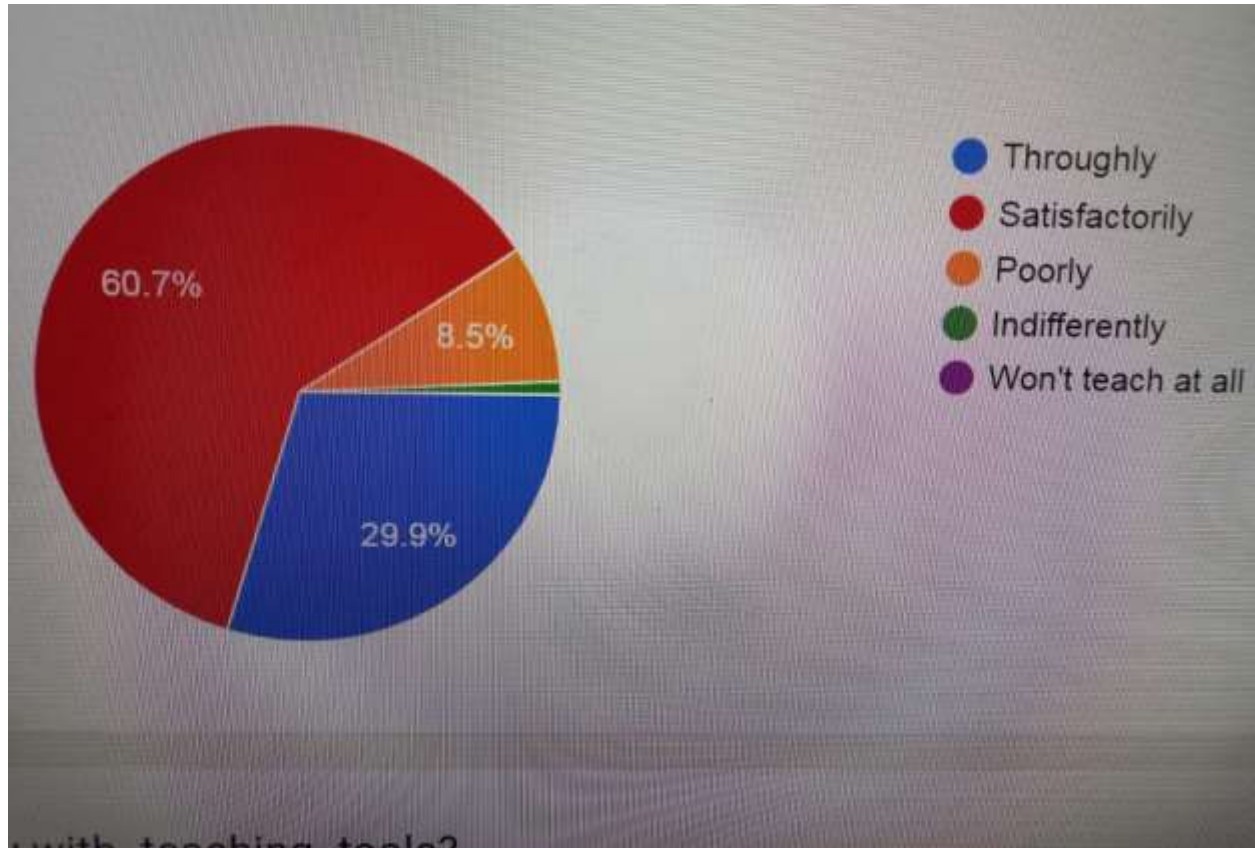
Above diagram shows that 74.80 % students were reported that syllabus has been completed within time limit and 14.30 % students were reported that can't say about completed syllabus within time. And only 6.10% students were reported not completed syllabus within time and only 4.80% students were reported unsatisfied about the syllabus completed within time limit.

3. Syllabus covered in the Classes



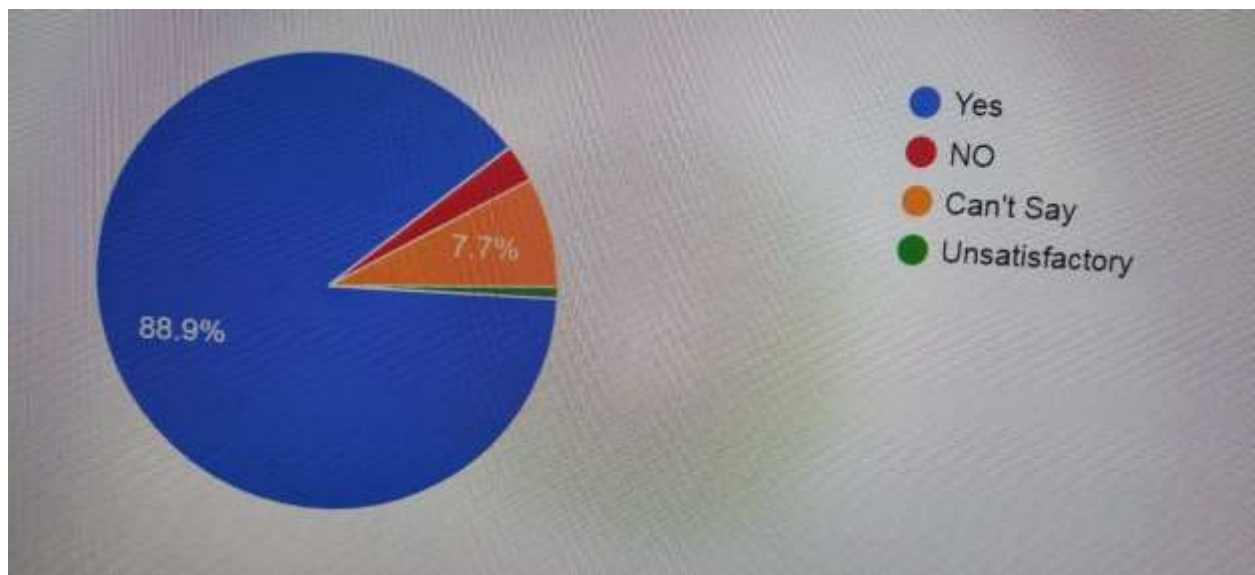
Above chart shows that 37% students were reported that syllabus has been covered in between 85% to 100%. And 31.90% students were reported 70% to 84%, 20.20% students were reported in between 55% to 69% syllabus is covered in the classes. And 6.50% students were reported 30% to 54%. And only 4.40% students were reported syllabus is not covered in the classes.

4. Teacher able to communicate



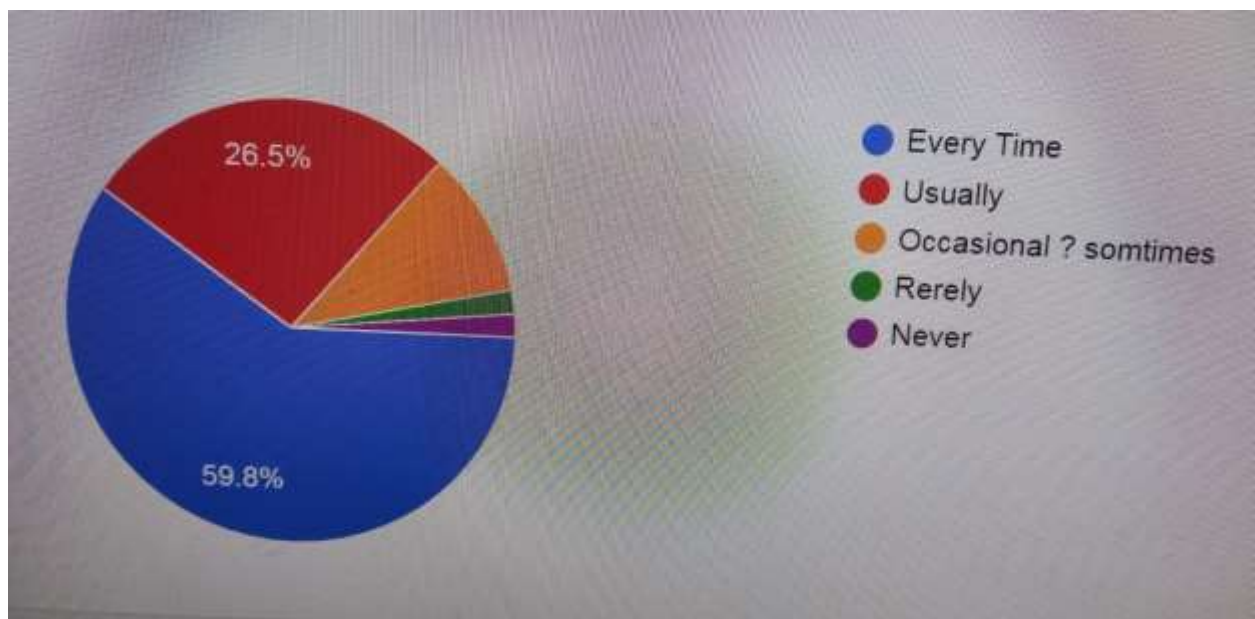
Above figure shows that how well were the teachers able to communicate with students. Only 60.70% students reported teachers were able to communicate satisfactorily. And only 29.90% students reported they were thoroughly communicated with students. And 8.50% students reported that poorly communicated with students. And 0.9% students reported independently communicated with students.

5. Happy with teaching Tools



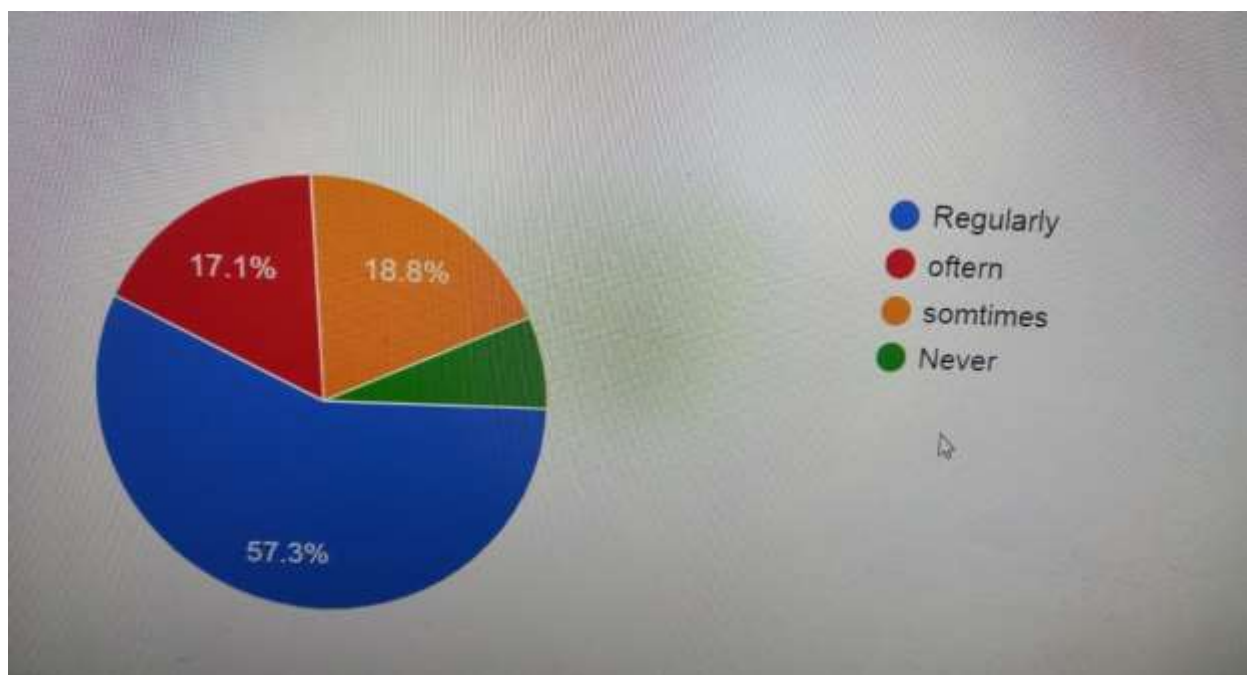
Above chart indicates that 88.90% students were reported that they were happy with teaching tools. And 7.70% students were reported can't's say, 2% students were reported not happy with teaching tools and only 1.40% students were reported that unsatisfactory with teaching tools.

6. Performance in an assignment discussed with you



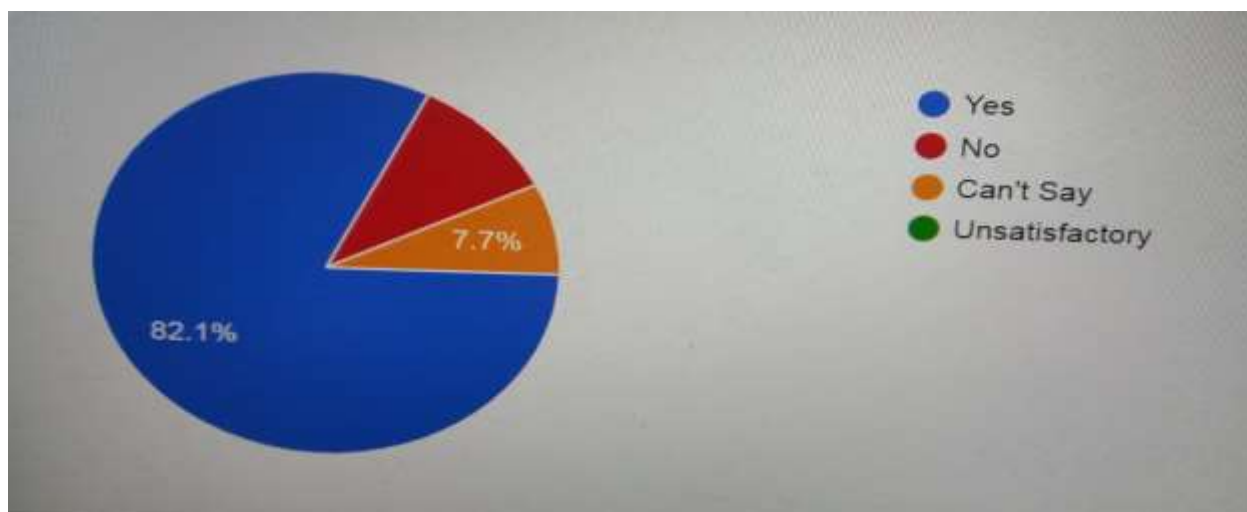
Above diagram indicates that 59.80% students were reported that every teacher were discussed with them regarding performance in an assignment. And only 26.50 % students were reported usually discussed. And 11.60% students were reported sometimes. And 2.10% students were reported rarely and never were discussed with them regarding performance in an assignment.

7. The institute takes active interest in promoting internship, field visit opportunities



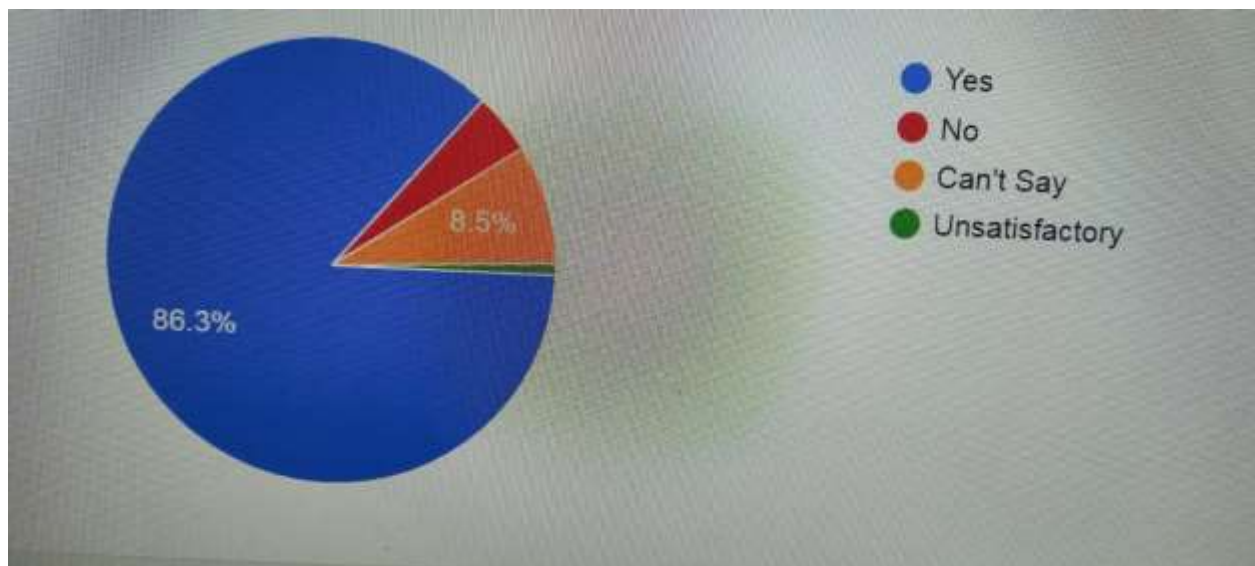
Above figure indicates that 57.30% students reported that the institute takes active interest regularly in promoting internship, field visit opportunities, 18.80% students were reported sometimes. 17.10 % reported frequently. And only 7.80% students were reported that never takes active interest in promoting internship, field visit opportunities.

8. Additional Practical knowledge in addition to Syllabus



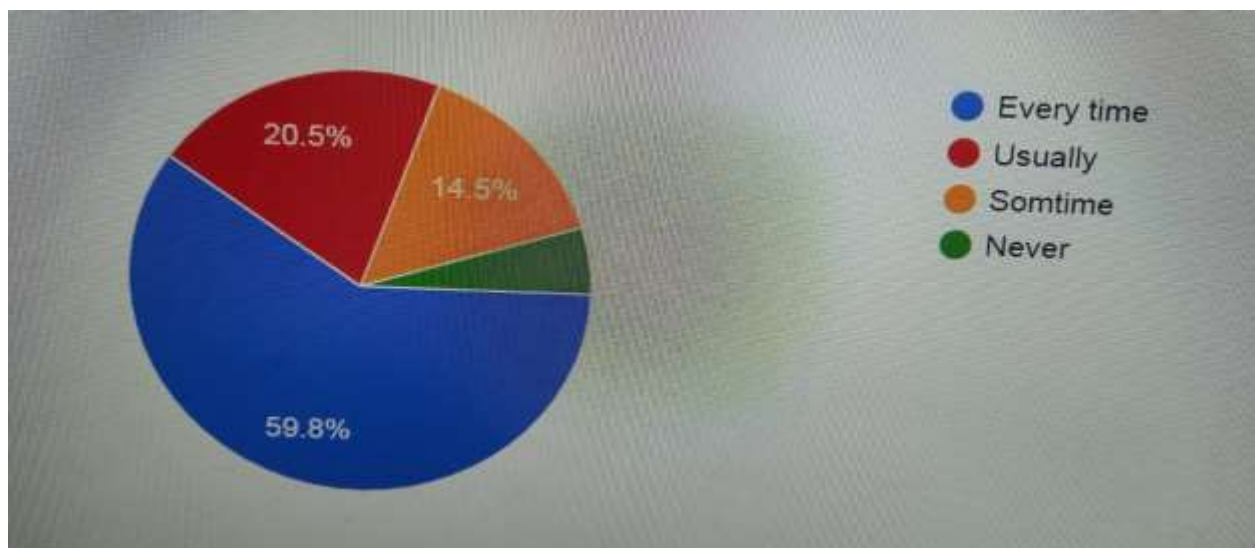
Above diagram indicates that 82.10% students were reported that they were getting additional practical knowledge in addition to syllabus. And only 7.70% students were reported can't say opinion about additional practical knowledge in addition to syllabus. And 10.20% students were reported not getting additional practical knowledge in addition to syllabus.

9. Classroom teaching activities prepare yourself to update your knowledge



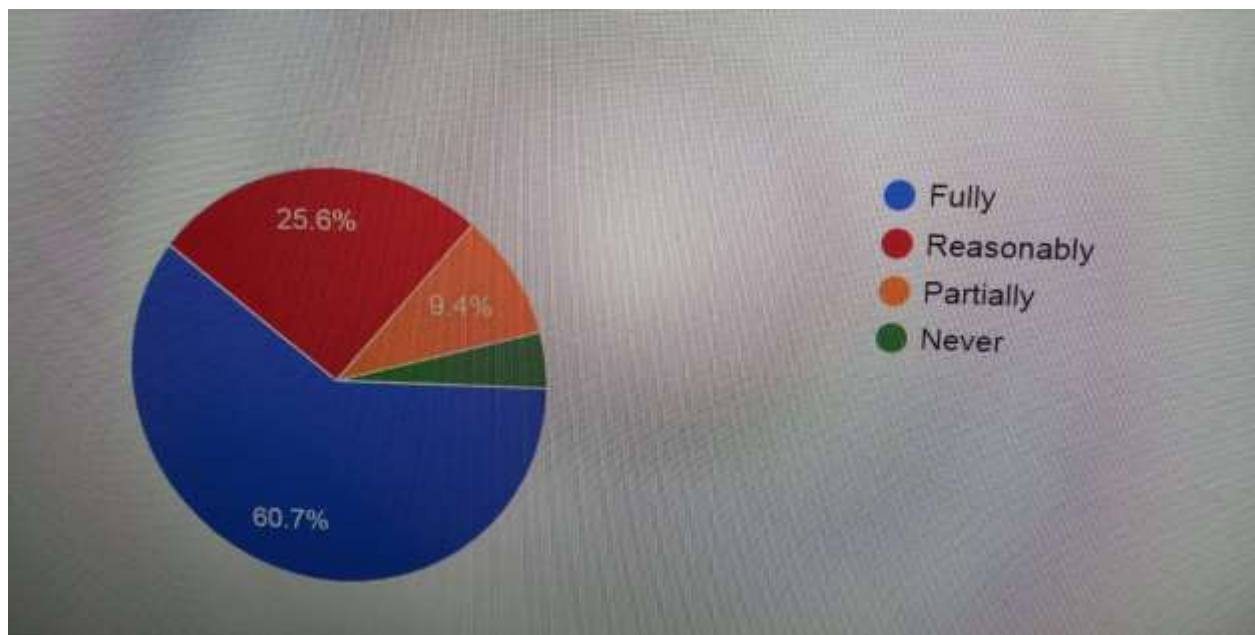
Above diagram indicates that over 86.30% students were reported that classroom teaching activities prepare yourself to update your knowledge. And 8.50% students reported that can't's say opinion mentioned. And only 3.47% students were reported that not classroom teaching activities prepare yourself to update your knowledge. And 1.73% students were reported unsatisfactory about classroom teaching activities prepare yourself to update your knowledge.

10. Mentor follow- up



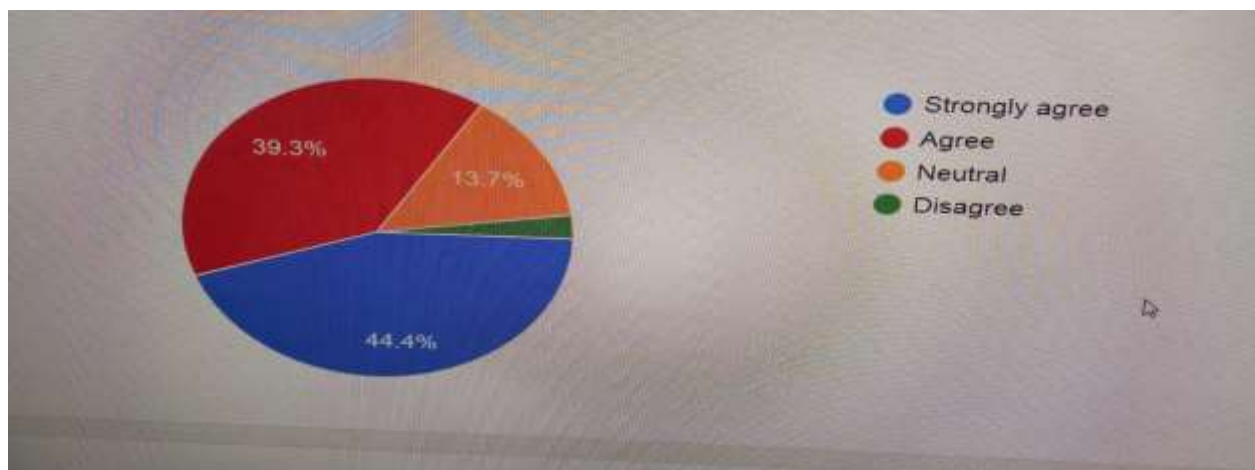
Above diagram indicates that 59.80 % students were reported that every time mentor kept follow- up with them. And 20.50% students were reported that usually kept follow up them, 14.50% students were reported that sometime. And 5.20% students were reported that never kept follow- up with the students.

11. Teachers identify your strengths and encourage you with right level of challenges



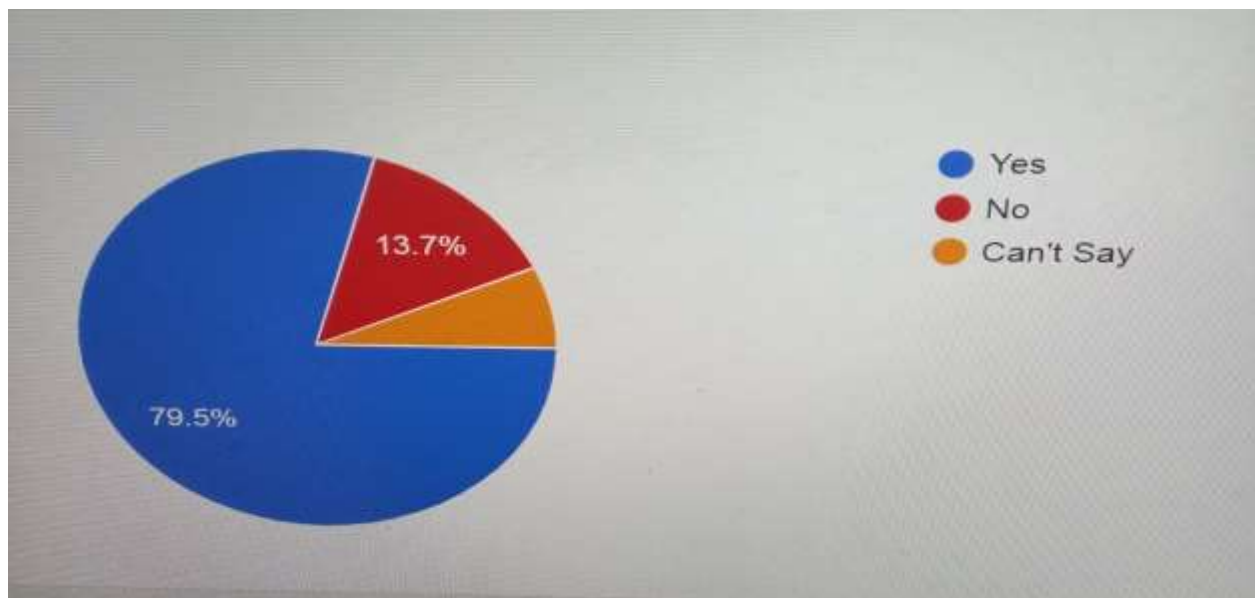
Above diagram indicates that 60.70% students were reported that teachers fully identify your strengths and encourage you with right level of challenges. And only 25.60% students were reported reasonably, 9.40% students were reported partially. And only 4.30% students were reported disagree teachers fully identify your strengths and encourage you with right level of challenges.

12. The overall quality of Teaching- learning process



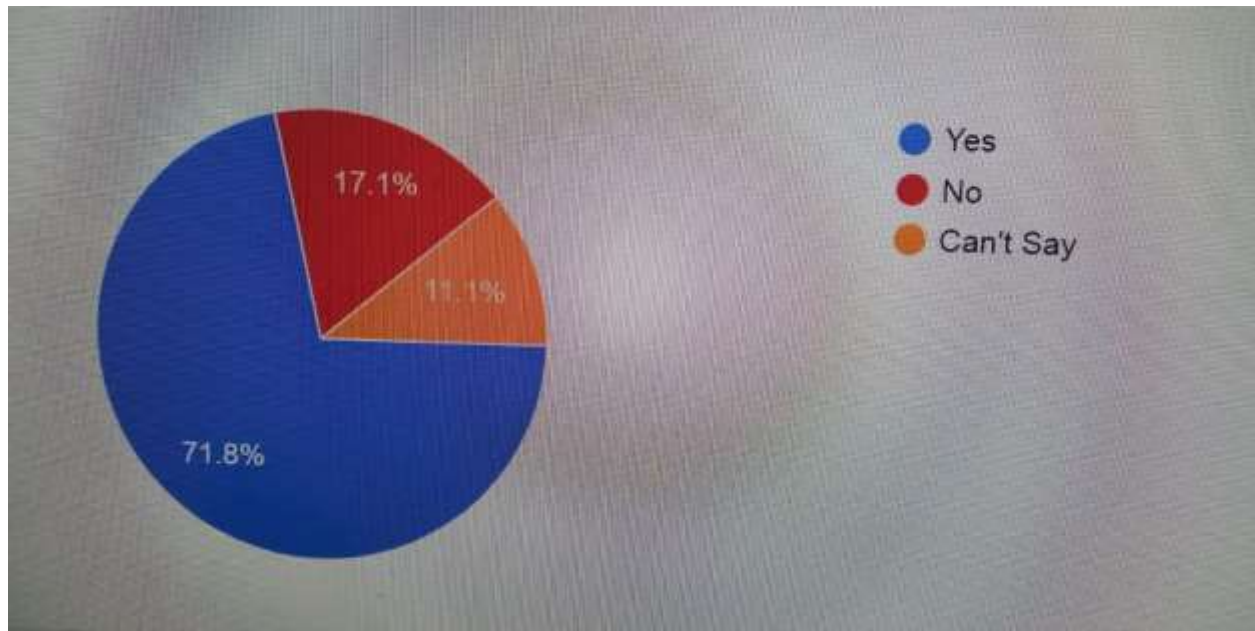
Above diagram indicates that 44.40% students were reported strongly agree with overall quality of teaching- learning process. And only 39.30% students reported agree, 13.70% students were reported neutral. And only 2.60% students were reported disagree agree with overall quality of teaching- learning process.

13. Getting required help from college administrative Staff



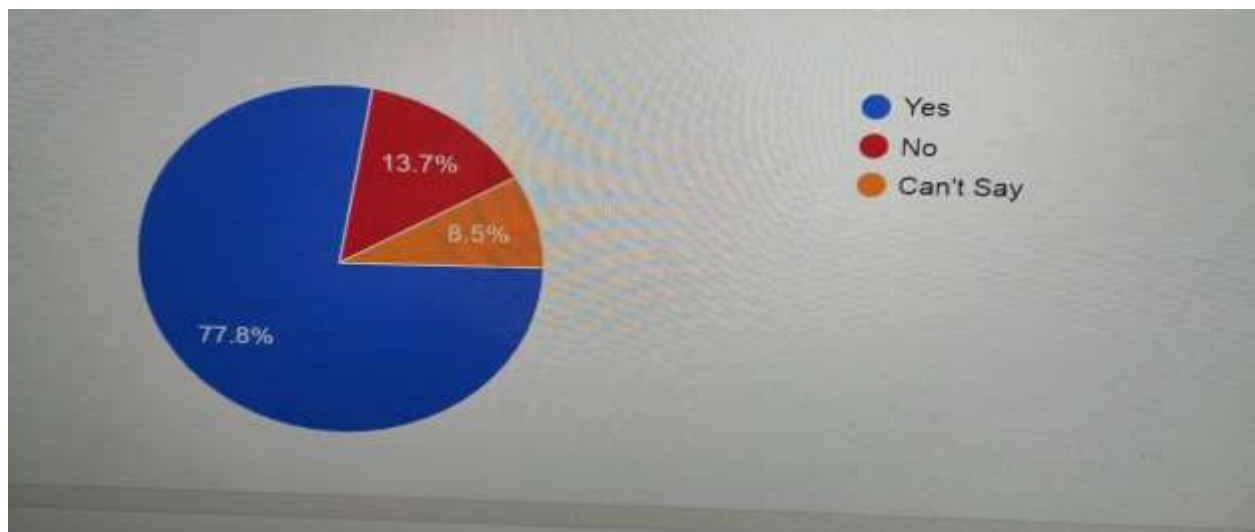
Above diagram indicates that 79.50% students were reported that they are getting required help from college administrative Staff. And only 13.70% students reported that not getting help. And 6.80% students reported that they are can't's say opinion mentioned.

14. The sport facility provided by the college



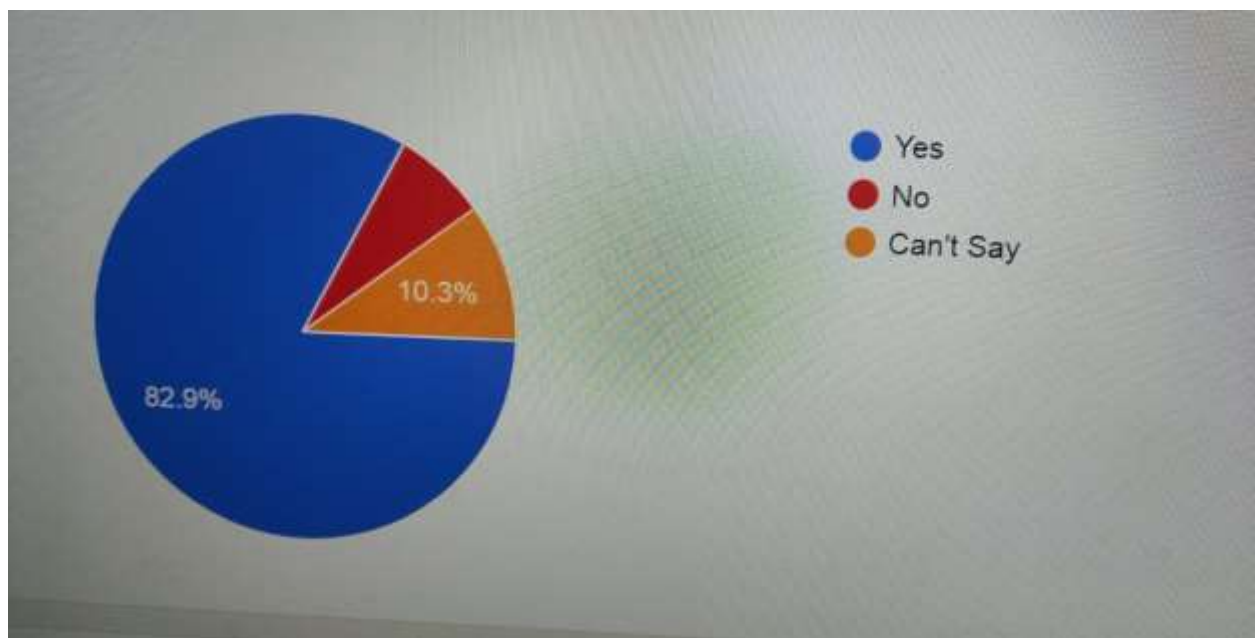
Above diagram indicated that 71.80% students reported that they were satisfied with sport facilities which were provided by college. And 17.10% students were reported not satisfied. And only 11.10 % students were reported unsatisfactory with sporty facility.

15. The infrastructure facility



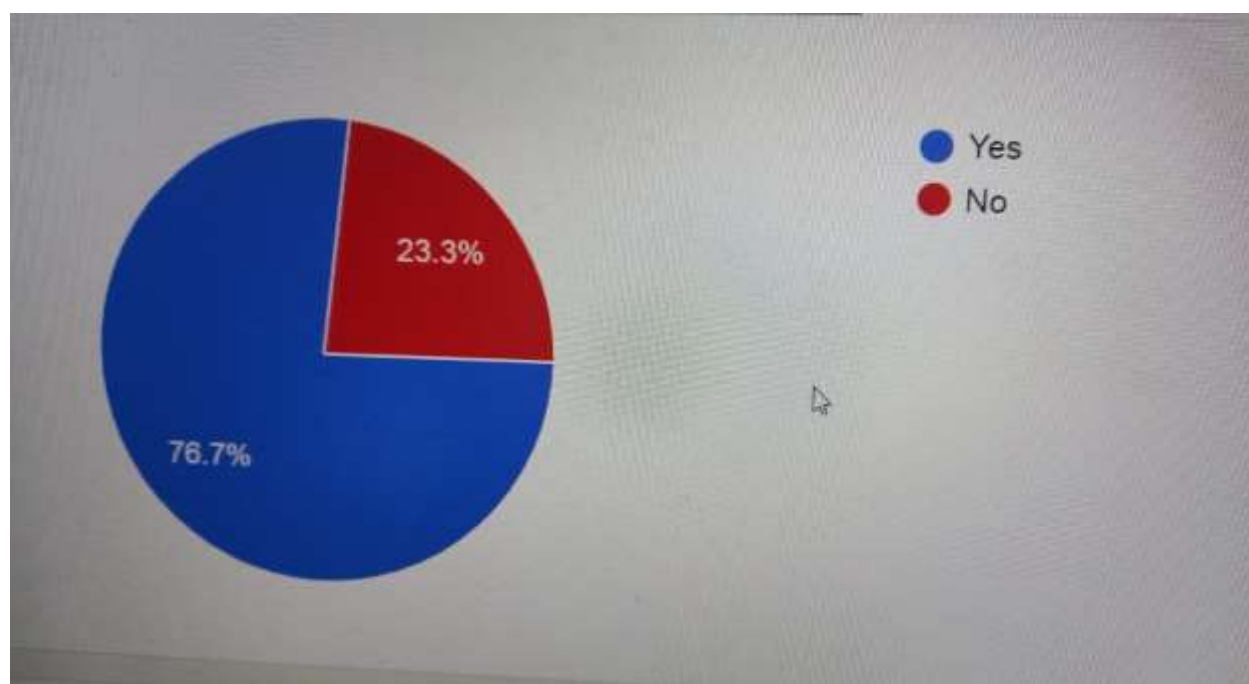
Above figure indicates that 77.80% students were reported that they were satisfied about college infrastructure facility. And 13.70 % students were reported not. And only 8.50% students were reported cant's say opinion mentioned.

16. College library provide enough reading material as per choice and requirements



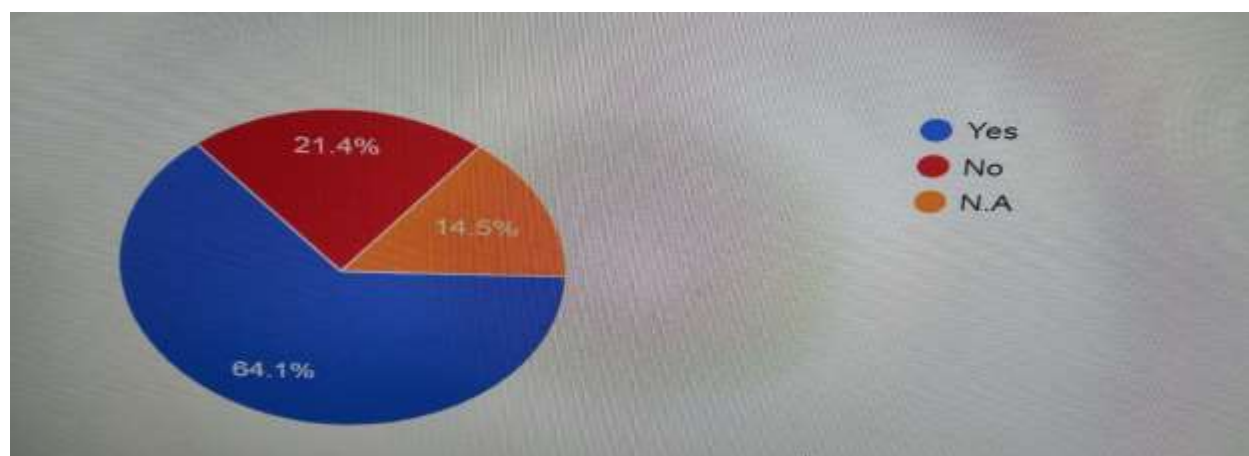
Above diagram indicates that 82.90% students were reported that they were getting enough reading material as per choice and requirement from the library. And only 10.30% students reported cant's say opinion mentioned. And only 6.80% students were reported that not getting enough reading material as per choice and requirement.

17. Getting syllabus and old question papers from library



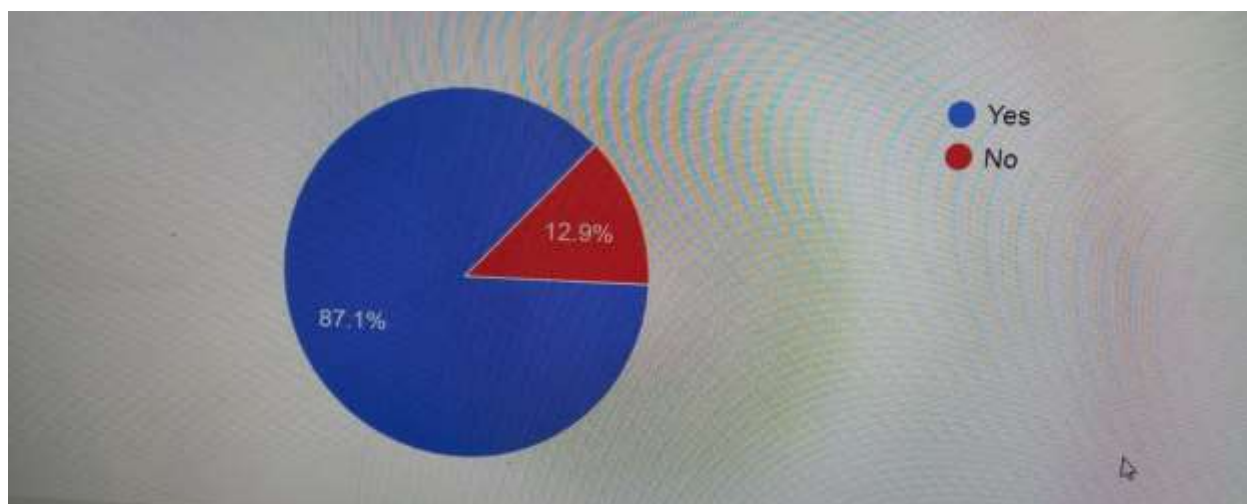
Above diagram indicates that 76.70% students were reported they were getting syllabus and old question papers from library. And only 23.30% students were reported that they are not getting syllabus and old question papers from library.

18. Getting more practical knowledge from Laboratory



Above diagram indicates that 64.10% students were reported that they were getting more practical knowledge from Laboratory. 21.40% students were reported not were getting more practical knowledge from Laboratory. And only 14.50 % students were reported that they were not satisfied regarding practical knowledge from Laboratory.

19. Getting enough help from college examination section



Above diagram indicates that 87.10% students were reported that they were getting enough help from college examination section. And only 12.90 % students were reported that they were not getting enough help from college examination section.

Action Taken and Suggestions:

1. Maintain continuous communication with students and creates awareness about the choice base credit system.
2. Every teacher should be completed syllabus within time.
3. Arrange extra classes for covering the syllabus.
4. Teacher should be maintain effective communication with students.
5. Teaching tools should be use as per the need of the students.
6. Teacher should give more importance and preference for performance in the assignment and tutorial.
7. The institute should take initiative about promoting internship, field visits.
8. Every practical concern teacher should be made bridge the gap and ensure every student get equal opportunity to gain more practical knowledge.
9. Every teacher should focus on upgradation of knowledge.
10. Maintain regular mentorship.
11. Teachers developed strengths within students and encourage them to accept the challenges.
12. Enhance teaching - learning effectively.

13. Administrative staff should be maintain co- ordinal relationship with the students as per requirements.
14. Provide best sports facility to students.
15. Arrange infrasture facility, medical aid up to the mark.
16. Provide syllabus and old question papers from library for the betterment of the students.
17. Provide more practical knowledge from laboratory.
18. Maintain continues co- operation to the students from the examination section.

FEEDBACK ANALYSIS REPORT OF STUDENTS

ACADEMIC YEAR 2022-2023

The college feedback committee has collected entire feedback from every faculty's students and analysed the responses. As per the student's feedback data, students are satisfied with the syllabus. There are also very happy with the classroom environment provided the curriculum ensures a good balance between the workload on the students and their progression. The overall observation and repossesses are as follows:

- It is observed that 94% of the students reported that they are enjoying choice base credit system. And 4% of the students reported that can't say and only 2% students reported that they were not enjoying choice base credit system.
- It is noticed that 74.80 % students were reported that syllabus has been completed within time limit and 14.30 % students were reported that cant's say about completed syllabus within time. And only 6.10% students were reported not completed syllabus within time and only 4.80% students were reported unsatisfied about the syllabus completed within time limit.
- It is focused that 37% students were reported that syllabus has been covered in between 85% to 100%. And 31.90% students were reported 70% to 84%, 20.20% students were reported in between 55% to 69% syllabus is covered in the classes. And 6.50% students were reported 30% to 54%. And only 4.40% students were reported syllabus is not covered in the classes.
- It is noticed that 60.70% students reported teachers were able to communicate satisfactorily. And only 29.90% students reported they were thoroughly communicated with students. And 8.50% students reported that poorly communicated with student's .And 0.9% students reported independently communicated with students.
- It has been found that 88.90% students were reported that they were happy with teaching tools. And 7.70% students were reported cant's say, 2% students were reported not happy with teaching tools and only 1.40% students were reported that unsatisfactory with teaching tools.

- It is reported that 59.80% students were reported that every teacher were discussed with them regarding performance in an assignment. And only 26.50 % students were reported usually discussed. And 11.60% students were reported sometimes. And 2.10% students were reported rarely and never were discussed with them regarding performance in an assignment.
- It is observed that 57.30% students reported that the institute takes active interest regularly in promoting internship, filed visit opportunities, 18.80% students were reported sometimes. 17.10 % reported frequently. And only 17.80% students were reported that never takes active interest in promoting internship, filed visit opportunities.
- It is observed that 82.10% students were reported that they were getting additional practical knowledge in addition to syllabus. And only 7.70% students were reported can't say opinion about additional practical knowledge in addition to syllabus. And 10.20% students were reported not getting additional practical knowledge in addition to syllabus.
- It is observed that 59.80 % students were reported that every time mentor kept follow-up with them. And 20.50% students were reported that usually kept follow up them, 14.50% students were reported that sometime. And 5.20% students were reported that never kept follow- up with the students.
- It is notice that 60.70% students were reported that teachers fully identify your strengths and encourage you with right level of challenges. And only 25.60% students were reported reasonably, 9.40% students were reported partially. And only 4.30% students were reported disagree teachers fully identify your strengths and encourage you with right level of challenges.
- It is observed that 44.40% students were reported strongly agree with overall quality of teaching- learning process. And only 39.30% students reported agree, 13.70% students were reported neutral. And only 2.60% students were reported disagree agree with overall quality of teaching- learning process.
- It is noticed that 79.50% students were reported that they are getting required help from college administrative staff. And only 13.70% students reported that not getting help. And 6.80% students reported that they are cant's say opinion mentioned. It is noticed that 71.80% students reported that they were satisfied with sport facilities which were provided by college. And 17.10% students were reported not satisfied. And only 11.10 % students were reported unsatisfactory with sporty facility.

- It is observed that 77.80% students were reported that they were satisfied about college infrastructure facility. And 13.70 % students were reported not. And only 8.50% students were reported cant's say opinion mentioned.
- It is observed that 82.90% students were reported that they were getting enough reading material as per choice and requirement from the library. And only 10.30% students reported cant's say opinion mentioned. And only 6.80% students were reported that not getting enough reading material as per choice and requirement.
- It is observed that 76.70% students were reported they were getting syllabus and old question papers from library. And only 23.30% students were reported that they are not getting syllabus and old question papers from library.
- It is focused that 64.10% students were reported that they were getting more practical knowledge from Laboratory. 21.40% students were reported not were getting more practical knowledge from Laboratory. And only 14.50 % students were reported that they were not satisfied regarding practical knowledge from laboratory.
- It is observed that 87.10% students were reported that they were getting enough help from college examination section. And only 12.90 % students were reported that they were not getting enough help from college examination section.

Suggestions:

1. Maintain continuous communication with students and creates awareness about the choice base credit system.
2. Every teacher should be completed syllabus within time.
3. Arrange extra classes for covering the syllabus.
4. Teacher should be maintain effective communication with students.
5. Teaching tools should be use as per the need of the students.
6. Teacher should give more importance and preference for performance in the assignment and tutorial.
7. The institute should take initiative about promoting internship, field visits.
8. Every practical concern teacher should be made bridge the gap and ensure every student get equal opportunity to gain more practical knowledge.
9. Every teacher should focus on upgradation of knowledge.
10. Maintain regular mentorship.
11. Teachers developed strengths within students and encourage them to accept the challenges.

12. Enhance teaching - learning effectively.
13. Administrative staff should be maintain co- ordinal relationship with the students as per requirements.
14. Provide best sports facility to students.
15. Arrange infrastructure facility, medical aid up to the mark.
16. Provide syllabus and old question papers from library for the betterment of the students.
17. Provide more practical knowledge from laboratory.
18. Maintain continues co-operation to the students from the examination section.

Action Taken Report

1. It is recommended that for effective communication to organise communication workshop, life skill programme and a soft skill programme.
2. Provision for language lab will be propose in next academic year.
3. It is recommended upgradation especially science laboratory.
4. It is suggested that provide best sport facility with well-equipped sport ground.
5. It has been proposed to make digital library.

Feedback Committee Members

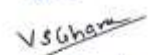
1) Dr. Fernandes T.D.



2) Mr. Ram Palkar



3) Mr. Vishrut Ghure



4) Mrs. Shushma Buva



ACTING PRINCIPAL

Samaj Bhushan Baburao alias Appasaheb
Jedhe Arts, Commerce & Science College
Pune-411 002.