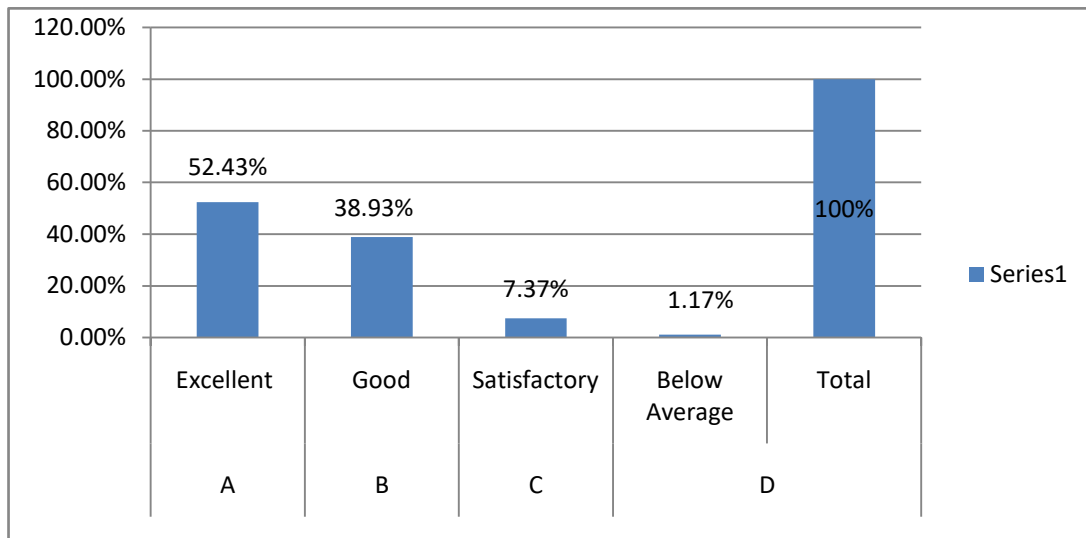


## Academic Year 2012-13

### Alumni Feedback Report

1	A	Excellent	52.43%
2	B	Good	38.93%
3	C	Satisfactory	7.37%
4	D	Below Average	1.17%
		Total	100%
		Total Alumni form	86



Above data indicated that Alumnus feedback for academic year 2012-13, majority of alumni shows Excellent Score i.e, 52.43%, Good Score 38.93%, Satisfactory Score 7.37% and only 1.17% Score below average.

## Academic Year 2012-13

### Parent's Feedback Report

1	A	Excellent	42.27%
2	B	Good	38.63%
3	C	Satisfactory	16.83%
4	D	Below Average	2.27%
		Total	100%
		Total Parents form	86

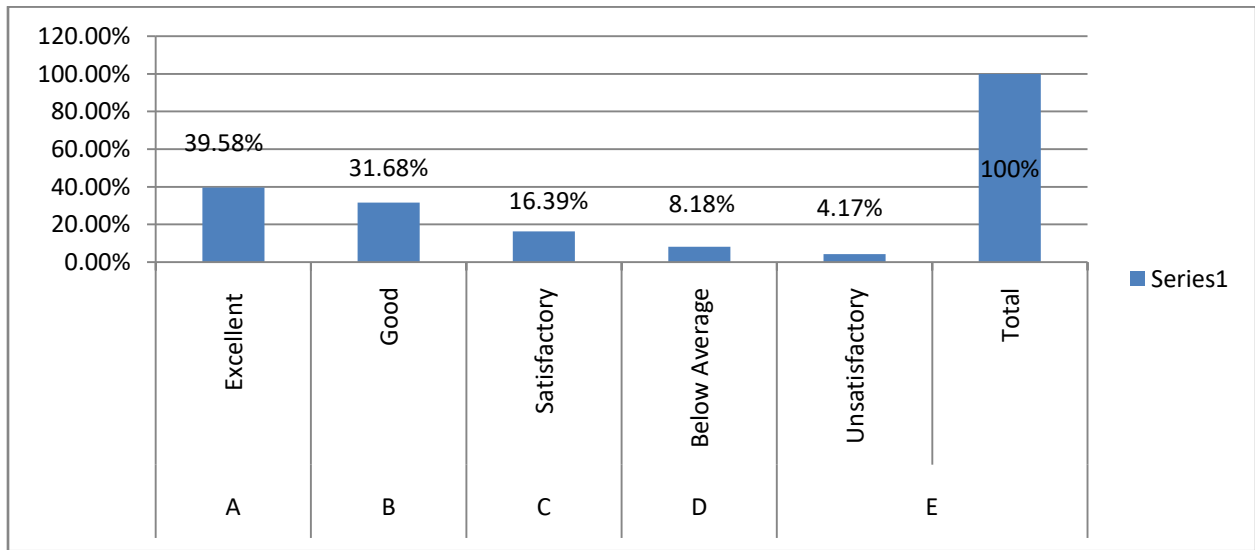


Above data indicated that Parents feedback for academic year 2012-13, majority of parent shows Excellent Score i.e. 42.27%, Good Score 38.63%, Satisfactory Score 16.83% and only 2.27% Score below average.

## Academic Year 2012-13

### Student's Feedback Report

1	A	Excellent	39.58%
2	B	Good	31.68%
3	C	Satisfactory	16.39%
4	D	Below Average	8.18%
5	E	Unsatisfactory	4.17%
		Total	100%
		Total students form	134

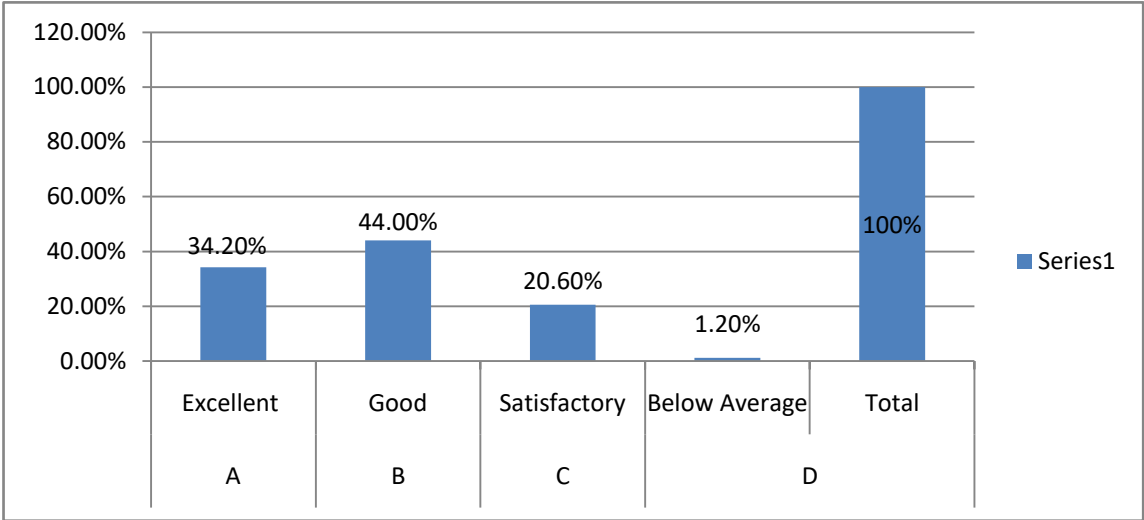


Above data indicated that Student feedback for academic year 2012-13 majority of students given feedback excellent score i.e. 39.58%, good Score 31.08%, satisfactory score 16.39% and only 8.18% score below average and unsatisfactory score 4.17%.

## Academic Year 2013-14

### Alumni Feedback Report

1	A	Excellent	34.20%
2	B	Good	44.00%
3	C	Satisfactory	20.60%
4	D	Below Average	1.20%
		Total	100%
		Total Alumni form	100

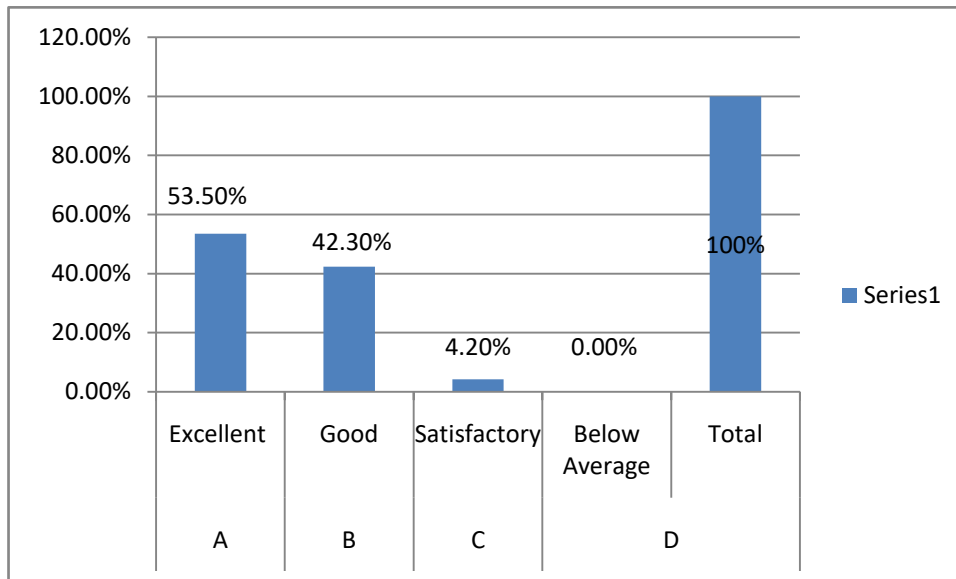


Above data indicated that Alumnus feedback for academic year 2013-14 majority of alumni shows Excellent Score i.e, 34.20%, Good Score 44.00%, Satisfactory Score 20.60% and only 1.20% score below average.

## Academic Year 2013-14

### Parent's Feedback Report

1	A	Excellent	53.50%
2	B	Good	42.30%
3	C	Satisfactory	4.20%
4	D	Below Average	0.00%
		Total	100%
		Total Parents form	43

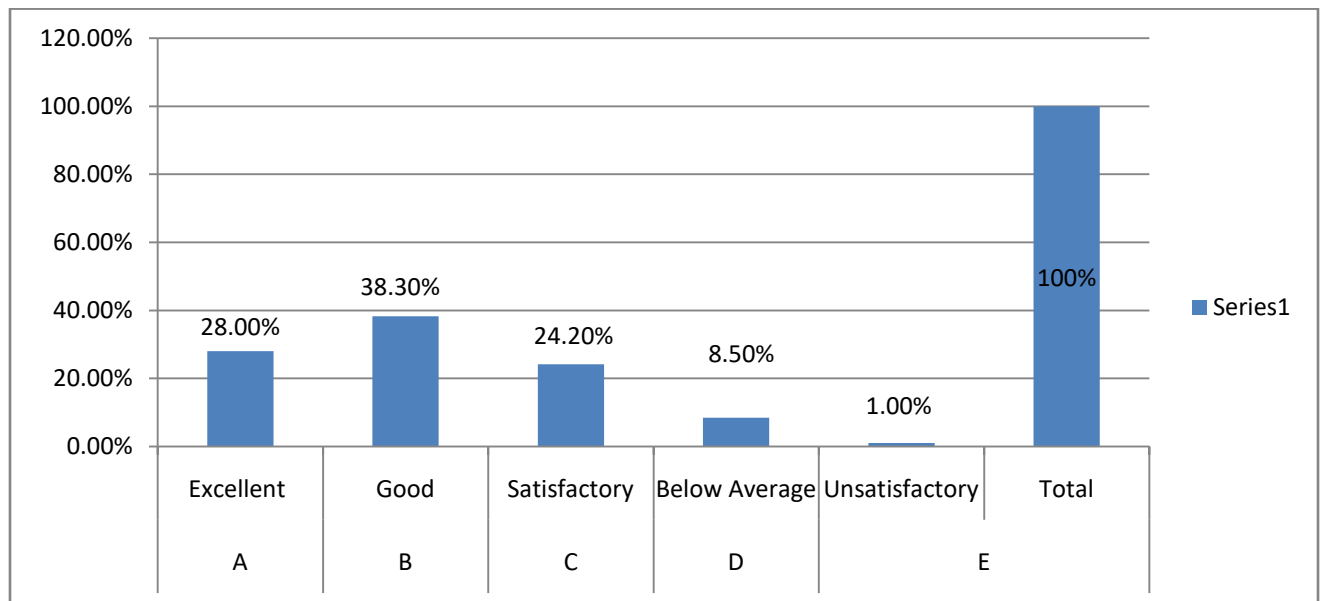


Above data indicated that Parents feedback academic year 2013-14 majority of parent shows Excellent Score i.e. 53.50%, Good Score 42.30%, Satisfactory Score 4.20% and only 0.00% Score below average.

## Academic Year 2013-14

### Student's Feedback Report

1	A	Excellent	28.00%
2	B	Good	38.30%
3	C	Satisfactory	24.20%
4	D	Below Average	8.50%
5	E	Unsatisfactory	1.00
		Total	100%
		Total students form	79

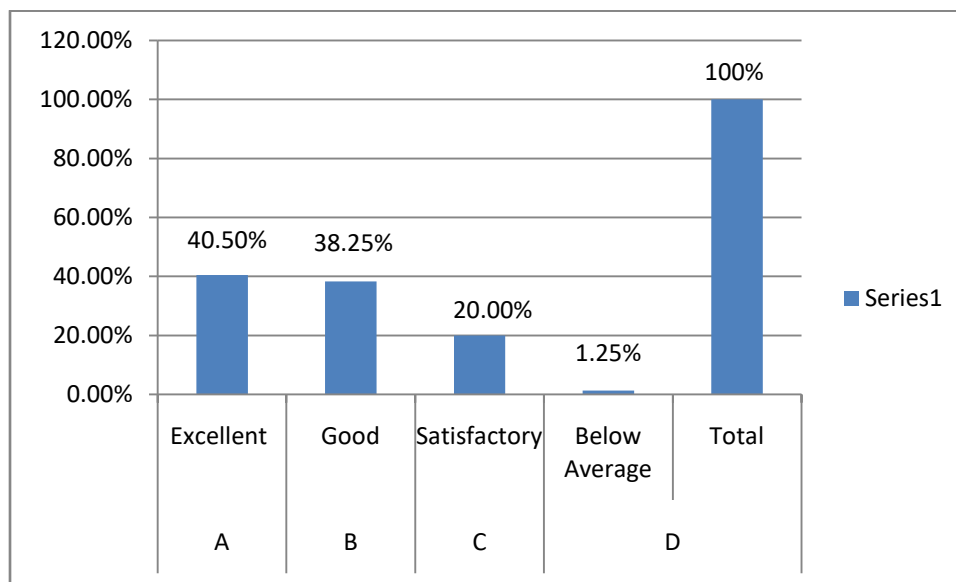


Above data indicated that Student feedback for academic year 2013-14 majority of students given feedback Excellent Score i.e. 28.00%, Good Score 38.30%, Satisfactory Score 24.20 % and only 8.50 % Score below average and Unsatisfactory Score 1.00 %.

## Academic Year 2014-15

### Alumni Feedback Report

1	A	Excellent	40.50%
2	B	Good	38.25%
3	C	Satisfactory	20.00%
4	D	Below Average	1.25%
		Total	100%
		Total Alumni form	100

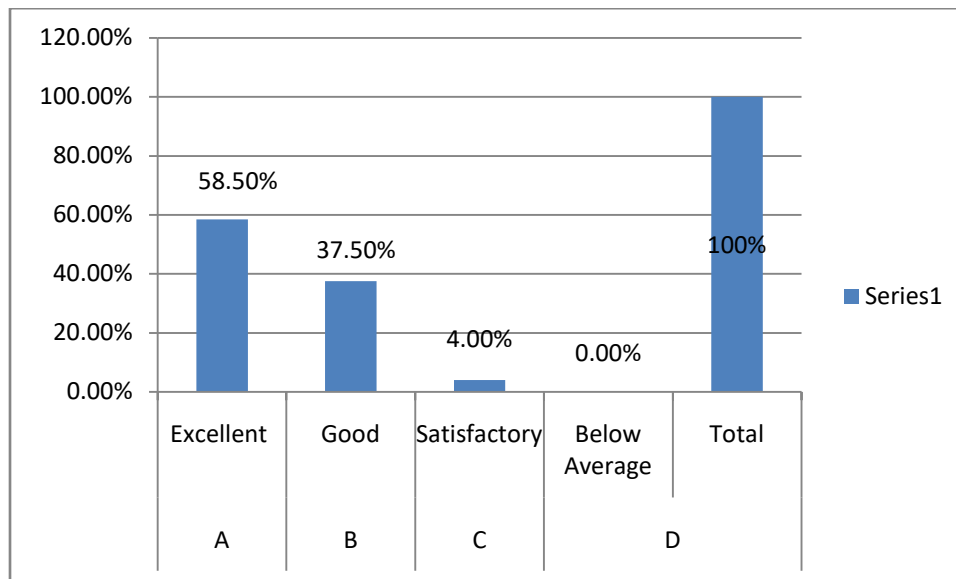


Above data indicated that Alumnus feedback for academic year 2014-15 majority of alumni shows Excellent Score i.e, 40.50%, Good Score 38.25%, Satisfactory Score 20.00% and only 1.25% score below average.

## Academic Year 2014-15

### Parent's Feedback Report

1	A	Excellent	58.50%
2	B	Good	37.50%
3	C	Satisfactory	4.00%
4	D	Below Average	0.00%
		Total	100%
		Total Parents form	43



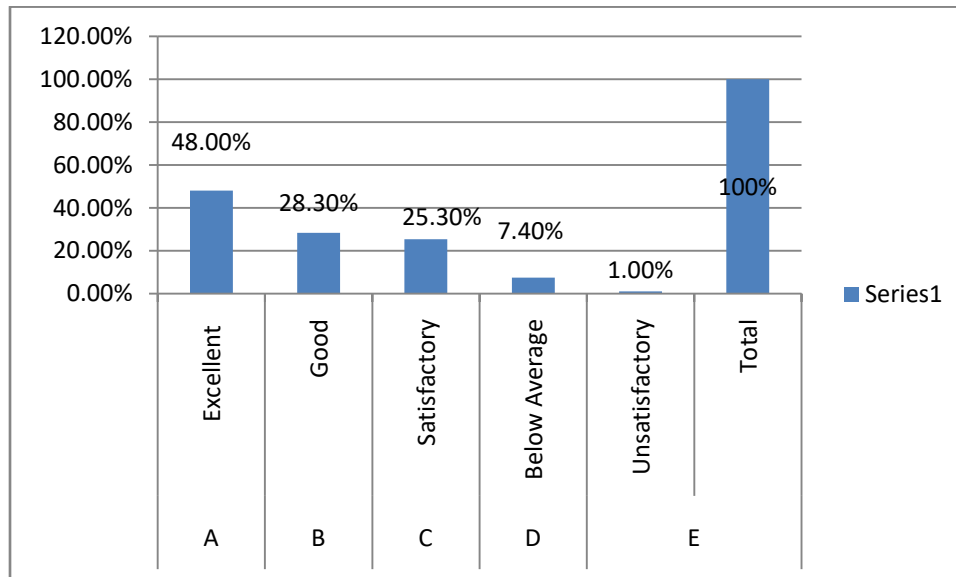
Above data indicated that Parents feedback for academic year 2014-15 majority of parent shows Excellent Score i.e. 58.50%, Good Score 37.50%, Satisfactory Score 4.00% and only 0.00% Score below average.



## Academic Year 2014-15

### Student's Feedback Report

1	A	Excellent	48.00%
2	B	Good	28.30%
3	C	Satisfactory	25.30%
4	D	Below Average	7.40%
5	E	Unsatisfactory	1.00%
		Total	100%
		Total students form	79

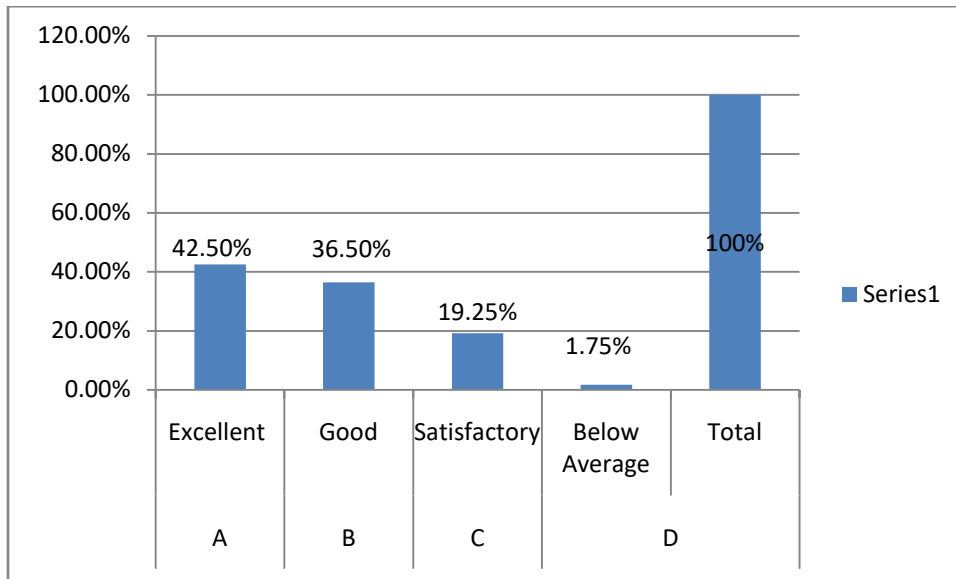


Above data indicated that Student feedback for academic year 2014-15 majority of students given feedback Excellent Score i.e. 48.00%, Good Score 28.30%, Satisfactory Score 25.30 % and only 7.40 % Score below average and Unsatisfactory score 1.00 %.

## Academic Year 2015-16

### Alumni Feedback Report

1	A	Excellent	42.50%
2	B	Good	36.50%
3	C	Satisfactory	19.25%
4	D	Below Average	1.75%
		Total	100%
		Total Alumni form	100

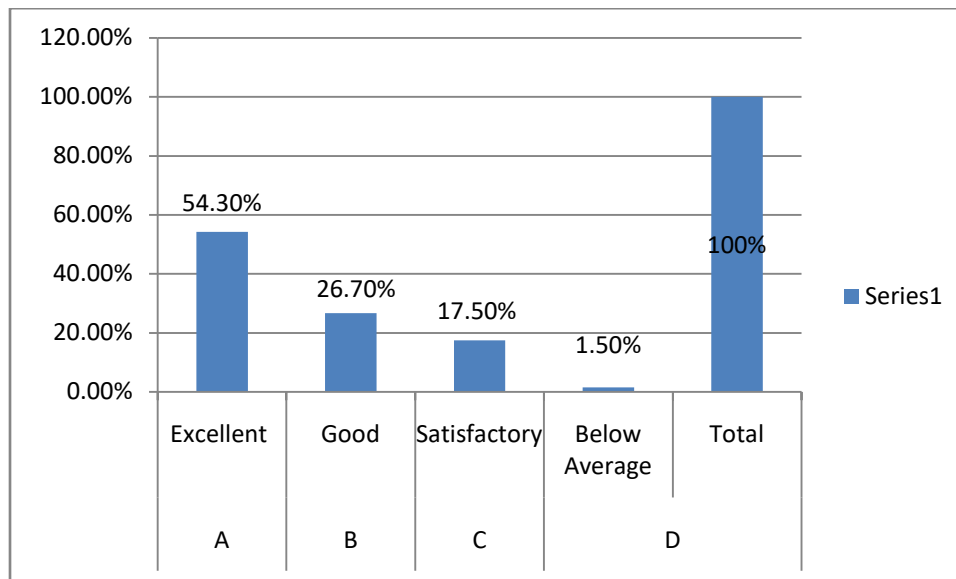


Above data indicated that Alumnus feedback for academic year 2015-16 majority of alumni shows Excellent Score i.e, 42.50%, Good Score 36.50%, Satisfactory Score 19.25% and only 1.75% Score below average.

## Academic Year 2015-16

### Parent's Feedback Report

1	A	Excellent	54.30%
2	B	Good	26.70%
3	C	Satisfactory	17.50%
4	D	Below Average	1.50%
		Total	100%
		Total Parents form	43

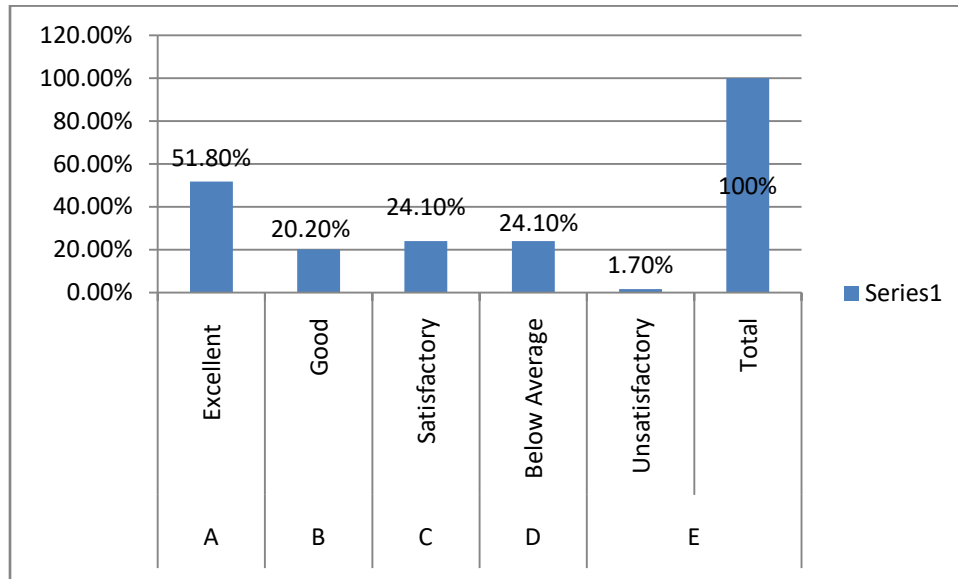


Above data indicated that Parents feedback for academic year 2015-16, majority of parent shows Excellent Score i.e. 54.30%, Good Score 26.70%, Satisfactory Score 17.50% and only 1.50% Score below average.

## Academic Year 2015-16

### Student's Feedback Report

1	A	Excellent	51.80%
2	B	Good	20.20%
3	C	Satisfactory	24.10%
4	D	Below Average	24.10%
5	E	Unsatisfactory	1.70%
		Total	100%
		Total students form	79



Above data indicated that Student feedback for academic year 2015-16, majority of students given feedback Excellent Score i.e. 51.80%, Good Score 20.20%, Satisfactory Score 24.10% and only 24.10% Score below average and Unsatisfactory Score 1.70 %.

## Academic Year 2016-17 Feedback Report



### Average Score Per Question

Question	Score
Are the instructional strategies and activities appropriate for the unit?	0.98
Do the strategies and activities address the learning needs of ALL students, including students with disabilities and dual language learners?	1
Should essential questions be added, changed or deleted?	0.93
The curriculum and syllabus are well organized and easy to follow.	0.98
The learning objectives are clear and appropriate to the needs of the students.	0.98
The texts / resources are sufficient - They cover most or all of what is needed to teach the course.	1
Do the assessments provide opportunities for students to adequately demonstrate their learning through higher order thinking?	1
Do the assessments and instructional activities align to the learning objectives?	1.02
The texts / resources are appropriate for my students' level.	1.02
Are the essential questions aligned to the objectives and instructional processes?	1.02

## Academic Year 2016-17 Feedback Report

### Average Responses Per Question

Question	Agree	Disagree	No opinion	Average
Are the essential questions aligned to the objectives and instructional processes?	1	2		1.016129032
Are the instructional strategies and activities appropriate for the unit?	1		0	0.983870968
Do the assessments and instructional activities align to the learning objectives?	1	2		1.016129032
Do the assessments provide opportunities for students to adequately demonstrate their learning through higher order thinking?	1	2	0	1
Do the strategies and activities address the learning needs of ALL students, including students with disabilities and dual language learners?	1	2	0	1
Should essential questions be added, changed or deleted?	1	2	0	0.93442623
The curriculum and syllabus are well organized and easy to follow.	1	2	0	0.983870968
The learning objectives are clear and appropriate to the needs of the students.	1	2	0	0.983606557
The texts / resources are appropriate for my students' level.	1	2		1.016129032
The texts / resources are sufficient - They cover most or all of what is needed to teach the course.	1	2	0	1
<b>Average</b>	<b>1</b>	<b>2</b>	<b>0</b>	<b>0.993527508</b>

<b>Question</b>	<b>Agree</b>	<b>Disagree</b>	<b>No opinion</b>	<b>Total</b>
Are the essential questions aligned to the objectives and instructional processes?	61	1	0	<b>62</b>
Are the instructional strategies and activities appropriate for the unit?	61	0	1	<b>62</b>
Do the assessments and instructional activities align to the learning objectives?	61	1	0	<b>62</b>
Do the assessments provide opportunities for students to adequately demonstrate their learning through higher order thinking?	56	3	3	<b>62</b>
Do the strategies and activities address the learning needs of ALL students, including students with disabilities and dual language learners?	58	2	2	<b>62</b>
Should essential questions be added, changed or deleted?	51	3	7	<b>61</b>
The curriculum and syllabus are well organized and easy to follow.	59	1	2	<b>62</b>
The learning objectives are clear and appropriate to the needs of the students.	58	1	2	<b>61</b>
The texts / resources are appropriate for my students' level.	61	1	0	<b>62</b>
The texts / resources are sufficient - They cover most or all of what is needed to teach the course.	56	3	3	<b>62</b>
<b>Total</b>	<b>582</b>	<b>16</b>	<b>20</b>	<b>618</b>

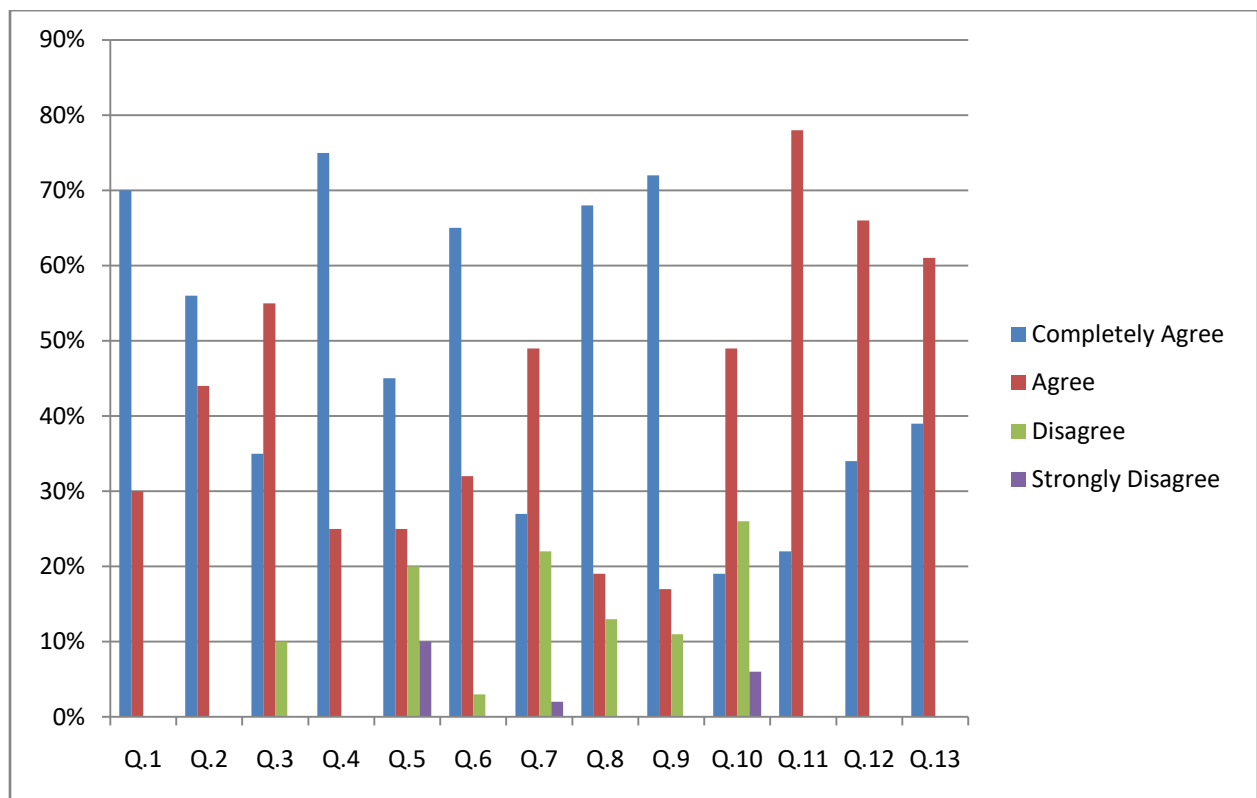
## FEEDBACK DESIGN& REVIEW ON SYLLABI BY TEACHERS

Academic 2016-2017

Questionnaire	
Q. No	Questions
1	The course/syllabi taught by the teacher has a good balance between with theory and application
2	The objectives of the syllabi are well defined
3	The books/ journals etc.priscribed/ listed are listed as references material are relevant updated and cover the entire syllabi.
4	The course/ syllabi of the subject taught by the teacher increased by interest, knowledge and perceptive in the subject areas
5	The collage has given full freedom to adopt new techniques/ strategies of the teaching such as group discussions, seminar presentations and learners participation.
6	Test and examination are conducted well in time with proper coverage of all units in the syllabi
7	The prescribed books are available in library in sufficient number
8	The environment in the collage is conducive to teaching and research
9	The administrations is teacher friendly
10	The collage provides adequate opportunities and support to faculty member for upgrading their skill and qualification
11	ICT facility in the collage are adequate and satisfactory
12	Toilets/Washrooms are clean and properly maintained
13	The classrooms are clean and well maintained



Questions	Q.1	Q.2	Q.3	Q.4	Q.5	Q.6	Q.7	Q.8	Q.9	Q.10	Q.11	Q.12	Q.13
Completely Agree	70%	56%	35%	75%	45%	65%	27%	68%	72%	19%	22%	34%	39%
Agree	30%	44%	55%	25%	25%	32%	49%	19%	17%	49%	78%	66%	61%
Disagree	0%	0%	10%	0%	20%	3%	22%	13%	11%	26%	0%	0%	0%
Strongly Disagree	0%	0%	0%	0%	10%	0%	2%	0%	0%	6%	0%	0%	0%
Total Percent	100%	100%	100%	100%	100%	100%	100%	100%	100%	100%	100%	100%	100%



## **FEEDBACK DESIGN& REVIEW ON SYLLABI BY TEACHERS**

### **Academic 2016-2017**

Above table indicated that teachers feedback about the design & review of syllabi, only 70% teachers reported completely agree with the course/syllabi taught by the teacher has a good balance between with theory and application and only 30% teachers are agree with the same. According to the objectives of the syllabi are well defined only 56% teachers are completely agree and 44% only agree. Only 35% teachers reported strongly agree with the books/ journals etc.priscribed/ listed are listed as references material are relevant updated and cover the entire syllabi. And only 55 % are agree, 10% are disagree.75% teacher reported that the course/ syllabi of the subject taught by the teacher increased by interest, knowledge and perceptive in the subject areas. And only 25% reported agree. 45% teacher reported completely agree about the the collage has given full freedom to adopt new techniques/ strategies of the teaching such as group discussions, seminar presentations and learners participation. And 25% agree,20% disagree, whereas as 10% strongly disagree.65% teachers respondent completely agree with Test and examination are conducted well in time with proper coverage of all units in the syllabi and 32% agree and 2% disagree.27 % teachers pointed out that completely agree with the prescribed books are available in library in sufficient number. And 49% only agree, 22% disagree and 2% strongly disagree.68% teachers pointed out that completely agree with the environment in the collage is conducive to teaching and research and 19% agree, 13%diagree.72 % teachers reported that strongly agree with the administrations is teacher friendly and 17% agree,11% not agree.19% teachers reported that agree with the collage provides adequate opportunities and support to faculty member for upgrading their skill and qualification and 49% only agree,26% disagree,6^ strongly disagree.22% teaches reported that strongly agree with ICT facility in the collage are adequate and satisfactory and 78% only agree.23% teachers reported that strongly agree with Toilets/Washrooms are clean and properly maintained and 66% teacher reported agree.39 % teacher reported that strongly agree with The classrooms are clean and well maintained and only 61% teacher reported agree with that .

The above report reflected that majority wise all teacher feedback positive.

**S.B.B Alias Appasaheb Jedhe Arts,Commerce and Science College**

**Shukarwar Peth ,Pune-02**

**Action taken report -2012-2013**

<b>Sr No</b>	<b>Points of discussion</b>	<b>Action taken</b>
1	Feedback form format and design	Feedback form was designed and confirmed for academic year 2012-2013
2	Admission Strategy	Campaign for admission was done
3	Library	To increase the quantity of textbooks in library

**Action taken report -2013-2014**

<b>Sr No</b>	<b>Points of discussion</b>	<b>Action taken</b>
1	Admission Strategy	First preference for “Shri Shivaji Maratha Society’s” Students
2	Newspapers	To increase the number of newspapers for students reading
3	Canteen Facility	To initiate canteen facility in our college campus

**S.B.B Alias Appasaheb Jedhe Arts,Commerce and Science College**

**Shukarwar Peth ,Pune-02**

**Action taken report -2014-2015**

<b>Sr No</b>	<b>Points of discussion</b>	<b>Action taken</b>
1	Library	The number of days to issue books by students were increased
2	Suggestion box	The location for setup of suggestion box was decided
3	Sanitization facility	The number of washrooms were increased for students

**Action taken report -2015-2016**

<b>Sr No</b>	<b>Points of discussion</b>	<b>Action taken</b>
1	Drinking water facility	To provide drinking water on each floor
2	Fire Extinguisher	To setup fire extinguisher facility in laboratories
3	Wi-Fi	To plan a provision for Wi-Fi facility to students

**S.B.B Alias Appasaheb Jedhe Arts,Commerce and Science College**

**Shukarwar Peth ,Pune-02**

**Action taken report -2016-2017**

<b>Sr No</b>	<b>Points of discussion</b>	<b>Action taken</b>
1	Placement cell and Incubation center	To review the activity of placement cell and incubation center.
2	Free Wi-Fi	Started Wi-Fi facility in campus
3	Alumni meet	The alumni meet was planned for current academic year.